

SAN JOSE POLICE DEPARTMENT - Department Totals

RECAP REPORT - As of March 31, 2006

Data Source: RMS

	Authorized Strength	Frozen FTEs	Net FTEs (Authorized) Less Frozen)	Actual Strength	(Vacancies) Overstrengths	Paid DIB Leaves	Other Paid Leaves	Unpaid Leaves	Modified Duty	Active Duty
SWORN	1346.00	0.00	1346.00	1357.00	11.00	18.00	12.00	0.00	72.00	1255.00
CIVILIAN (Benefitted)	405.23	0.00	405.23	359.85	(45.38)	5.00	8.00	1.00	13.00	332.85
CIVILIAN (unbenefitted)	40.36	0.00	40.36	40.36	0.00	n/a	n/a	n/a	n/a	n/a
TOTALS	1791.59	0.00	1791.59	1757.21	(34.38)	23.00	20.00	1.00	85.00	1587.85

1. Vacancies: The number of vacancies is a **(negative)** number.
2. Overstrengths: The number of overstrengths is a **positive** number.
3. Actual Strength and vacancy calculations include employees on paid or unpaid leaves of absence.
Unpaid leaves may include employees receiving supplemental military leave benefits administered by Payroll.

		Police Chief	Assistant Chief	Deputy Chief	Police Captain	Police Lieutenant	Police Sergeant	Police Officer	Police Artist	SWORN TOTAL	CIVILIAN TOTAL	BUREAU TOTAL
Department Mgmt-100	Authorized	1.00	1.00	0.00	0.00	3.00	12.00	23.00	0.00	40.00	25.00	65.00
	Frozen	0.00	0.00	0.00	0.00	0.00	0.00	0.00	0.00	0.00	0.00	0.00
	Actual	1.00	1.00	0.00	0.00	3.00	19.00	23.00	0.00	47.00	24.00	71.00
Bureau of Admin-200	Authorized	0.00	0.00	1.00	1.00	3.00	11.00	34.00	0.00	50.00	49.65	99.65
	Frozen	0.00	0.00	0.00	0.00	0.00	0.00	0.00	0.00	0.00	0.00	0.00
	Actual	0.00	0.00	1.00	1.00	4.00	12.00	45.00	0.00	63.00	44.50	107.50
Bureau of Tech Svcs-300	Authorized	0.00	0.00	1.00	1.00	0.00	1.00	3.00	0.00	6.00	272.25	278.25
	Frozen	0.00	0.00	0.00	0.00	0.00	0.00	0.00	0.00	0.00	0.00	0.00
	Actual	0.00	0.00	1.00	1.00	2.00	1.00	2.00	0.00	7.00	244.50	251.50
Bureau of Inv-400	Authorized	0.00	0.00	1.00	2.00	12.00	53.00	162.00	1.00	231.00	29.48	260.48
	Frozen	0.00	0.00	0.00	0.00	0.00	0.00	0.00	0.00	0.00	0.00	0.00
	Actual	0.00	0.00	1.00	2.00	12.00	53.00	157.00	1.00	226.00	25.85	251.85
Bureau of Field Ops-500	Authorized	0.00	0.00	1.00	6.00	33.00	161.00	818.00	0.00	1019.00	69.21	1088.21
	Frozen	0.00	0.00	0.00	0.00	0.00	0.00	0.00	0.00	0.00	0.00	0.00
	Actual	0.00	0.00	1.00	6.00	31.00	152.00	824.00	0.00	1014.00	61.36	1075.36
DEPT-TOTAL	Authorized	1.00	1.00	4.00	10.00	51.00	238.00	1040.00	1.00	1346.00	445.59	1791.59
	Frozen	0.00	0.00	0.00	0.00	0.00	0.00	0.00	0.00	0.00	0.00	0.00
	Budgeted	1.00	1.00	4.00	10.00	51.00	238.00	1040.00	1.00	1346.00	445.59	1791.59
	Actual	1.00	1.00	4.00	10.00	52.00	237.00	1051.00	1.00	1357.00	400.21	1757.21
(Vacancies)/Overstrengths		0.00	0.00	0.00	0.00	1.00	(1.00)	11.00	0.00	11.00	(45.38)	(34.38)

Actual Police Officers of 1040 includes 1036 Police Officers, 3 Airport Police Officers

SAN JOSE POLICE DEPARTMENT
RECAP REPORT - As of March 31, 2006

Data Source: RMS

MANAGEMENT & ANALYSIS

		Police Chief	Assistant Chief	Deputy Chief	Police Captain	Police Lieutenant	Police Sergeant	Police Officer	Police Artist	SWORN TOTAL	CIVILIAN TOTAL	BUREAU TOTAL
Dept Mgmt 100&207	Authorized	1.00	1.00			1.00	1.00			4.00	4.00	8.00
	Frozen	0.00	0.00			0.00	0.00			0.00		0.00
	Actual	1.00	1.00			3.00	3.00			8.00	3.00	11.00
Internal Affairs 170	Authorized					1.00	5.00	4.00		10.00	1.00	11.00
	Frozen					0.00	0.00	0.00		0.00		0.00
	Actual					1.00	5.00	4.00		10.00	1.00	11.00
Intelligence 160	Authorized					0.50	1.00	6.00		7.50	1.00	8.50
	Frozen					0.00	0.00	0.00		0.00		0.00
	Actual					0.50	1.00	6.00		7.50	1.00	8.50
Vice 160	Authorized					0.50	2.00	9.00		11.50	1.00	12.50
	Frozen					0.00	0.00	0.00		0.00		0.00
	Actual					0.50	2.00	7.00		9.50	1.00	10.50
Gaming Control 110	Authorized						1.00	3.00		4.00	3.00	7.00
	Frozen						0.00	0.00		0.00		0.00
	Actual						1.00	3.00		4.00	3.00	7.00
R & D 150	Authorized					1.00	2.00			3.00	2.00	5.00
	Frozen					0.00	0.00			0.00		0.00
	Actual					1.00	7.00			8.00	4.00	12.00
Building Mgmt 190	Authorized									0.00		0.00
	Frozen									0.00		0.00
	Actual									0.00		0.00
Crime Analysis 340	Authorized									0.00	13.00	13.00
	Frozen									0.00		0.00
	Actual									0.00	11.00	11.00
MGMT - TOTAL	Authorized	1.00	1.00	0.00	0.00	3.00	12.00	23.00	0.00	40.00	25.00	65.00
	Frozen	0.00	0.00	0.00	0.00	0.00	0.00	0.00	0.00	0.00		0.00
	Budgeted	1.00	1.00	0.00	0.00	3.00	12.00	23.00	0.00	40.00	25.00	65.00
	Actual	1.00	1.00	0.00	0.00	3.00	19.00	23.00	0.00	47.00	24.00	71.00
(Vacancies)/Overstrengths		0.00	0.00	0.00	0.00	0.00	7.00	0.00	0.00	7.00	(1.00)	6.00

SAN JOSE POLICE DEPARTMENT
RECAP REPORT - As of March 31, 2006

Data Source: RMS

BUREAU OF ADMINISTRATION

		Police Chief	Assistant Chief	Deputy Chief	Police Captain	Police Lieutenant	Police Sergeant	Police Officer	Police Artist	SWORN TOTAL	CIVILIAN TOTAL	BUREAU TOTAL
Admin Svcs Mgmt 200/207	Authorized			1.00	1.00	0.00				2.00	1.00	3.00
	Frozen			0.00	0.00	0.00				0.00		0.00
	Actual			1.00	1.00	1.00				3.00	1.00	4.00
Atty Office 202.00	Authorized						1.00	2.00		3.00	0.00	3.00
	Frozen						0.00	0.00		0.00		0.00
	Actual						1.00	2.00		3.00		3.00
Background & Recruit 265/268	Authorized						2.00	8.00		10.00	0.00	10.00
	Frozen						0.00	0.00		0.00		0.00
	Actual						2.00	16.00		18.00		18.00
Crime Evidence Ctrl 255.00	Authorized							1.00		1.00	10.00	11.00
	Frozen							0.00		0.00		0.00
	Actual							1.00		1.00	9.00	10.00
Central Supply 250.00	Authorized									0.00	11.00	11.00
	Frozen									0.00		0.00
	Actual									0.00	10.00	10.00
False Alarm 215.00	Authorized							0.25		0.25	2.00	2.25
	Frozen							0.00		0.00		0.00
	Actual							0.25		0.25		0.25
Fiscal 205.00	Authorized									0.00	14.15	14.15
	Frozen									0.00		0.00
	Actual									0.00	11.00	11.00
License & Permits 210.00	Authorized					0.00	2.00	6.75		8.75	1.00	9.75
	Frozen					0.00	0.00	0.00		0.00		0.00
	Actual					1.00	2.00	6.75		9.75	3.00	12.75
Personnel 230.00	Authorized					1.00				1.00	5.00	6.00
	Frozen					0.00				0.00		0.00
	Actual					1.00	1.00			2.00	5.00	7.00
Photo Lab 245.00	Authorized									0.00	1.00	1.00
	Frozen									0.00		0.00
	Actual									0.00	1.00	1.00

SAN JOSE POLICE DEPARTMENT
RECAP REPORT - As of March 31, 2006

Data Source: RMS

BUREAU OF ADMINISTRATION

		Police Chief	Assistant Chief	Deputy Chief	Police Captain	Police Lieutenant	Police Sergeant	Police Officer	Police Artist	SWORN TOTAL	CIVILIAN TOTAL	BUREAU TOTAL
Secondary Empl 270.00	Authorized					1.00	2.00			3.00	0.50	3.50
	Frozen					0.00	0.00			0.00		0.00
	Actual					0.00	2.00			2.00	0.50	2.50
Training (inc Video) 235/238/239 243/244	Authorized					1.00	3.00	11.00		15.00	4.00	19.00
	Frozen					0.00	0.00	0.00		0.00		0.00
	Actual					1.00	3.00	14.00		18.00	4.00	22.00
Range 240.00	Authorized						1.00	5.00		6.00	0.00	6.00
	Frozen						0.00	0.00		0.00		0.00
	Actual						1.00	5.00		6.00		6.00
BOA-TOTAL	Authorized			1.00	1.00	3.00	11.00	34.00	0.00	50.00	49.65	99.65
	Frozen			0.00	0.00	0.00	0.00	0.00	0.00	0.00		0.00
	Budgeted			1.00	1.00	3.00	11.00	34.00	0.00	50.00	49.65	99.65
	Actual			1.00	1.00	4.00	12.00	45.00	0.00	63.00	44.50	107.50
(Vacancies)/Overstrengths			0.00	0.00	1.00	1.00	1.00	11.00	0.00	13.00	(5.15)	7.85

SAN JOSE POLICE DEPARTMENT

Data Source: RMS

RECAP REPORT - As of

March 31, 2006

BUREAU OF TECHNICAL SERVICES

		Police Chief	Assistant Chief	Deputy Chief	Police Captain	Police Lieutenant	Police Sergeant	Police Officer	Police Artist	SWORN TOTAL	CIVILIAN TOTAL	BUREAU TOTAL	
Tech Svcs Mgmt 300.00	Authorized			1.00	1.00	0.00				2.00	1.00	3.00	
	Frozen			0.00	0.00	0.00				0.00		0.00	
	Actual			1.00	1.00	2.00				4.00	2.00	6.00	
Sys Development 315.00	Authorized						0.00	1.00		1.00	5.00	6.00	
	Frozen						0.00	0.00		0.00		0.00	
	Actual						1.00	0.00		1.00	5.00	6.00	
OSSD 305/306	Authorized						1.00	2.00		3.00	86.25	89.25	
	Frozen						0.00	0.00		0.00		0.00	
	Actual						0.00	2.00		2.00	73.00	75.00	
CAL-ID 325/327	Authorized									0.00	20.00	20.00	
	Frozen									0.00		0.00	
	Actual									0.00	16.00	16.00	
Communications 330.00	Authorized									0.00	160.00	160.00	
	Frozen									0.00		0.00	
	Actual									0.00	148.50	148.50	
BTS TOTAL	Authorized		0.00	0.00	1.00	1.00	0.00	1.00	3.00	0.00	6.00	272.25	278.25
	Frozen		0.00	0.00	0.00	0.00	0.00	0.00	0.00	0.00		0.00	
	Budgeted		0.00	0.00	1.00	1.00	0.00	1.00	3.00	0.00	6.00	272.25	278.25
	Actual		0.00	0.00	1.00	1.00	2.00	1.00	2.00	0.00	7.00	244.50	251.50
	(Vacancies)/Overstrengths		0.00	0.00	0.00	0.00	2.00	0.00	(1.00)	0.00	1.00	(27.75)	(26.75)

SAN JOSE POLICE DEPARTMENT
RECAP REPORT - As of March 31, 2006

Data Source: RMS

BUREAU OF INVESTIGATIONS

		Police Chief	Assistant Chief	Deputy Chief	Police Captain	Police Lieutenant	Police Sergeant	Police Officer	Police Artist	SWORN TOTAL	CIVILIAN TOTAL	BUREAU TOTAL
Invest Svcs Mgmt 400	Authorized			1.00	2.00					3.00	2.00	5.00
	Frozen			0.00	0.00					0.00		0.00
	Actual			1.00	2.00					3.00	2.00	5.00
Assaults - Juvenile 460	Authorized					1.00	4.00	18.00		23.00	1.50	24.50
	Frozen					0.00	0.00	0.00		0.00		0.00
	Actual					1.00	4.00	16.00		21.00	1.50	22.50
Vehicular Crimes 440	Authorized					1.00	3.00	12.00		16.00	2.00	18.00
	Frozen					0.00	0.00	0.00		0.00		0.00
	Actual					1.00	3.00	9.00		13.00	2.00	15.00
Court Liaison 420/421/422	Authorized					1.00	3.00	9.00		13.00	7.63	20.63
	Frozen					0.00	0.00	0.00		0.00		0.00
	Actual					1.00	4.00	13.00		18.00	4.00	22.00
Crime Scene 430	Authorized						1.00	6.00		7.00	0.00	7.00
	Frozen						0.00	0.00		0.00		0.00
	Actual						1.00	6.00		7.00		7.00
Financial Crimes/ Burglary-450	Authorized					1.00	3.00	20.00		24.00	3.00	27.00
	Frozen					0.00	0.00	0.00		0.00		0.00
	Actual					1.00	3.00	23.00		27.00	3.00	30.00
High Tech 451/452	Authorized					1.00	3.00	5.00		9.00	0.00	9.00
	Frozen					0.00	0.00	0.00		0.00		0.00
	Actual					1.00	3.00	5.00		9.00	0.00	9.00
Homicide 405/430	Authorized					1.00	9.00	3.00		13.00	1.00	14.00
	Frozen					0.00	0.00	0.00		0.00		0.00
	Actual					1.00	9.00	2.00		12.00	1.00	13.00
Family Violence 425	Authorized					1.00	3.00	14.00		18.00	2.00	20.00
	Frozen					0.00	0.00	0.00		0.00		0.00
	Actual					1.00	3.00	11.00		15.00	2.00	17.00
Narcotics Covert Invest-475	Authorized					1.00	4.00	16.00		21.00	2.00	23.00
	Frozen					0.00	0.00	0.00		0.00		0.00
	Actual					1.00	4.00	15.00		20.00	1.00	21.00
Night General 415	Authorized						3.00	2.00		5.00	0.00	5.00
	Frozen						0.00	0.00		0.00		0.00
	Actual						3.00	2.00		5.00		5.00
RATTF 441	Authorized					1.00	1.00	1.00		3.00	0.00	3.00
	Frozen					0.00	0.00	0.00		0.00		0.00
	Actual					1.00	1.00	1.00		3.00		3.00

SAN JOSE POLICE DEPARTMENT
RECAP REPORT - As of March 31, 2006

Data Source: RMS

BUREAU OF INVESTIGATIONS

		Police Chief	Assistant Chief	Deputy Chief	Police Captain	Police Lieutenant	Police Sergeant	Police Officer	Police Artist	SWORN TOTAL	CIVILIAN TOTAL	BUREAU TOTAL
Robbery 404/445	Authorized					1.00	5.00	9.00	1.00	16.00	2.00	18.00
	Frozen					0.00	0.00	0.00	0.00	0.00		0.00
	Actual					1.00	5.00	10.00	1.00	17.00	2.00	19.00
Sexual Assaults 455/456	Authorized					1.00	7.00	28.00		36.00	4.85	40.85
	Frozen					0.00	0.00	0.00		0.00		0.00
	Actual					1.00	6.00	26.00		33.00	5.85	38.85
Warrants 320	Authorized						1.00	6.00		7.00	0.00	7.00
	Frozen						0.00	0.00		0.00		0.00
	Actual						1.00	5.00		6.00		
Gang Investigations 424/426	Authorized					1.00	3.00	13.00		17.00	1.50	18.50
	Frozen					0.00	0.00	0.00		0.00		0.00
	Actual					1.00	3.00	13.00		17.00	1.50	18.50
BOI TOTAL												
	Authorized	0.00	0.00	1.00	2.00	12.00	53.00	162.00	1.00	231.00	29.48	260.48
	Frozen	0.00	0.00	0.00	0.00	0.00	0.00	0.00	0.00	0.00		0.00
	Budgeted	0.00	0.00	1.00	2.00	12.00	53.00	162.00	1.00	231.00	29.48	260.48
	Actual	0.00	0.00	1.00	2.00	12.00	53.00	157.00	1.00	226.00	25.85	251.85
	(Vacancies)/Overstrengths	0.00	0.00	0.00	0.00	0.00	0.00	(5.00)	0.00	(5.00)	(3.63)	(8.63)

SAN JOSE POLICE DEPARTMENT
RECAP REPORT - As of March 31, 2006

Data Source: RMS

BUREAU OF FIELD OPERATIONS

		Police Chief	Assistant Chief	Deputy Chief	Police Captain	Police Lieutenant	Police Sergeant	Police Officer	Police Artist	SWORN TOTAL	CIVILIAN TOTAL	BUREAU TOTAL
Airport Facility 585/597	Authorized				1.00	1.00	7.00	41.00		50.00	1.00	51.00
	Frozen				0.00	0.00	0.00	0.00		0.00		0.00
	Actual				1.00	1.00	7.00	42.00		51.00	1.00	52.00
Air Support 583	Authorized						1.00	4.00		5.00	0.00	5.00
	Frozen						0.00	0.00		0.00		0.00
	Actual						1.00	3.00		4.00		4.00
Crime Prevention 502/503/504/505 506/507/513	Authorized					1.00	1.00	3.00		5.00	12.00	17.00
	Frozen					0.00	0.00	0.00		0.00		0.00
	Actual					1.00	1.00	4.00		6.00	9.00	15.00
Cruise Management 592	Authorized						1.00	7.00		8.00	0.00	8.00
	Frozen						0.00	0.00		0.00		0.00
	Actual						0.00	2.00		2.00		2.00
Bomb Squad 541	Authorized						1.00	1.00		2.00	0.00	2.00
	Frozen						0.00	0.00		0.00		0.00
	Actual						1.00	0.00		1.00		1.00
Field Services Mgmt (inc Crisis Mgmt) 500/539	Authorized			1.00		1.00	4.00	2.00		8.00	8.00	16.00
	Frozen			0.00		0.00	0.00	0.00		0.00		0.00
	Actual			0.00		1.00	3.00	6.00		10.00	6.00	16.00
Patrol 529/530/533/536/538 YPT-509	Authorized			0.00	4.00	24.00	107.00	573.00		708.00	0.00	708.00
	Frozen(YPT)			0.00	0.00	0.00	0.00	0.00		0.00		0.00
	Actual			1.00	4.00	22.00	102.00	537.00		666.00		666.00
FTO 535	Authorized					1.00	1.00	1.00		3.00	0.00	3.00
	Frozen					0.00	0.00	0.00		0.00		0.00
	Actual					1.00	0.00	1.00		2.00		2.00
FTO - Lateral Trg 911	Authorized							0.00		0.00	0.00	0.00
	Frozen							0.00		0.00		0.00
	Actual							32.00		32.00		32.00
FTO - Recruit 910	Authorized									0.00	0.00	0.00
	Frozen									0.00		0.00
	Actual							30.00		30.00		30.00

SAN JOSE POLICE DEPARTMENT
RECAP REPORT - As of March 31, 2006

Data Source: RMS

BUREAU OF FIELD OPERATIONS

		Police Chief	Assistant Chief	Deputy Chief	Police Captain	Police Lieutenant	Police Sergeant	Police Officer	Police Artist	SWORN TOTAL	CIVILIAN TOTAL	BUREAU TOTAL
Graffiti Abatement 576	Authorized						1.00	2.00		3.00	0.00	3.00
	Frozen						0.00	0.00		0.00		0.00
	Actual						0.00	0.00		0.00		0.00
Information Center 526	Authorized						4.00	16.00		20.00	0.00	20.00
	Frozen						0.00	0.00		0.00		0.00
	Actual						4.00	14.00		18.00		18.00
Mounted & Parks 520	Authorized						1.00	8.00		9.00	1.00	10.00
	Frozen						0.00	0.00		0.00		0.00
	Actual						1.00	7.00		8.00	1.00	9.00
PAL 260	Authorized						1.00	4.00		5.00	1.85	6.85
	Frozen						0.00	0.00		0.00		0.00
	Actual						1.00	4.00		5.00	1.00	6.00
Pre-Processing Center 525	Authorized					1.00	6.00	12.00		19.00	0.00	19.00
	Frozen					0.00	0.00	0.00		0.00		0.00
	Actual					1.00	6.00	13.00		20.00		20.00
Reserves 570	Authorized						1.00	1.00		2.00	1.00	3.00
	Frozen						0.00	0.00		0.00		0.00
	Actual						1.00	2.00		3.00	1.00	4.00
Metro/575 Entertain Zone/ 595	Authorized					1.00	8.00	40.00		49.00	0.00	49.00
	Frozen					0.00	0.00	0.00		0.00		0.00
	Actual					1.00	6.00	30.00		37.00		37.00
Merge, K-9 540/543	Authorized				1.00	1.00	4.00	32.00		38.00	0.00	38.00
	Frozen				0.00	0.00	0.00	0.00		0.00		0.00
	Actual				1.00	1.00	4.00	31.00		37.00		37.00
School Liaison 545	Authorized						2.00	11.00		13.00	0.00	13.00
	Frozen						0.00	0.00		0.00		0.00
	Actual						2.00	8.00		10.00		10.00
School Safety 565	Authorized						1.00			1.00	44.36	45.36
	Frozen						0.00			0.00		0.00
	Actual						1.00			1.00	42.36	43.36

SAN JOSE POLICE DEPARTMENT
RECAP REPORT - As of March 31, 2006

Data Source: RMS

BUREAU OF FIELD OPERATIONS

		Police Chief	Assistant Chief	Deputy Chief	Police Captain	Police Lieutenant	Police Sergeant	Police Officer	Police Artist	SWORN TOTAL	CIVILIAN TOTAL	BUREAU TOTAL
Truancy Abatement 593	Authorized							2.00		2.00	0.00	2.00
	Frozen							0.00		0.00		0.00
	Actual							2.00		2.00		2.00
Traffic Operations 555/556	Authorized					1.00	6.00	39.00		46.00	0.00	46.00
	Frozen					0.00	0.00	0.00		0.00		0.00
	Actual					1.00	7.00	39.00		47.00		47.00
Violent Crime Team 589	Authorized					1.00	3.00	19.00		23.00	0.00	23.00
	Frozen					0.00	0.00	0.00		0.00		0.00
	Actual					1.00	4.00	17.00		22.00		22.00
BFO TOTAL	Authorized			1.00	6.00	33.00	161.00	818.00	0.00	1019.00	69.21	1088.21
	Frozen			0.00	0.00	0.00	0.00	0.00	0.00	0.00		0.00
	Budgeted			1.00	6.00	33.00	161.00	818.00	0.00	1019.00	69.21	1088.21
	Actual			1.00	6.00	31.00	152.00	824.00	0.00	1014.00	61.36	1075.36
(Vacancies)/Overstrengths				0.00	0.00	(2.00)	(9.00)	6.00	0.00	(5.00)	(7.85)	(12.85)

NOTES:

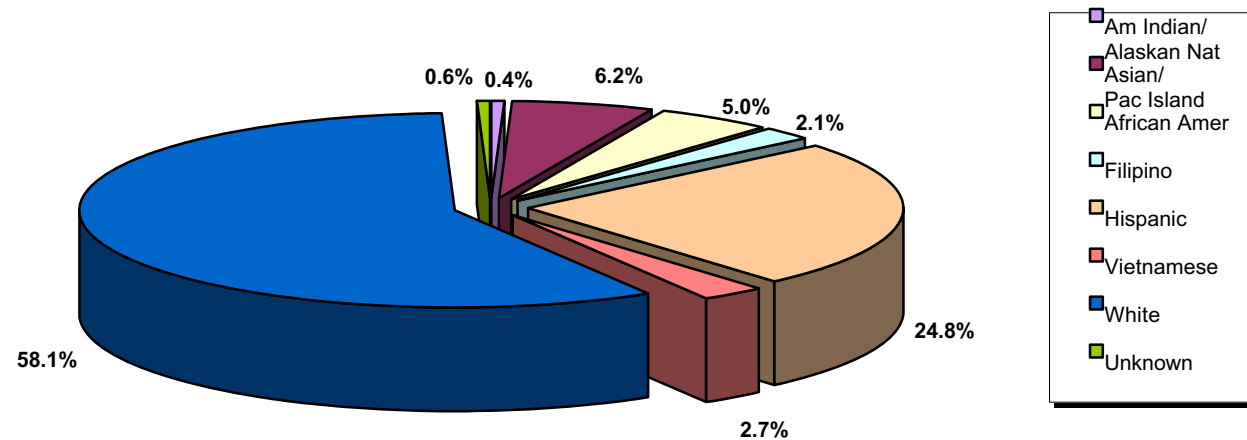
1. Airport Facility - 3 Airport Police Officers included in Police Officer count
2. School Safety - Civilian staffing includes 200 School Crossing Guards - Assumption - fully staffed
3. Youth Protection Team (509) moved to Patrol

SAN JOSE POLICE DEPARTMENT
RECAP REPORT - As of March 31, 2006
Department Totals

Data Source: RMS

ETHNICITY OF SWORN PERSONNEL BY RANK

RANK	Total in Rank	Am Indian/ Alaskan Nat	Asian/ Pac Island	African Amer	Filipino	Hispanic	Vietnamese	White	Unknown
Chief of Police	1							1	
Asst. Chief	1							1	
Deputy Chief	4					1		3	
Captain	10			1		2		7	
Lieutenant	52		4	2	2	16	1	27	
Sergeant	237		14	15	2	47	6	153	
Officer/Police Artist	1019	6	61	49	25	260	29	582	7
Airport Officer	3		1					2	
Recruit	30		4	1		11		13	1
Percent of Total	100.0%	0.4%	6.2%	5.0%	2.1%	24.8%	2.7%	58.1%	0.6%
Sworn Totals	1357	6	84	68	29	337	36	789	8

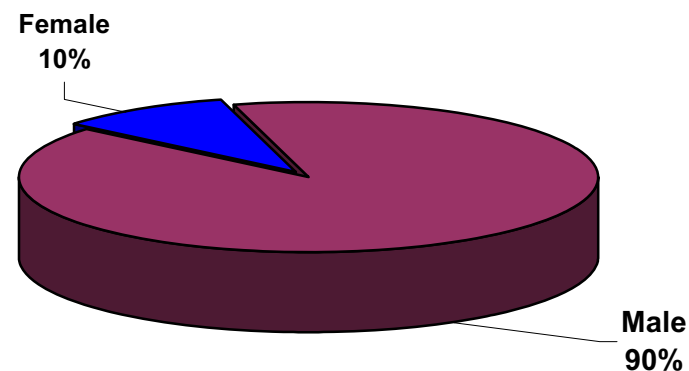


SAN JOSE POLICE DEPARTMENT
RECAP REPORT - As of March 31, 2006
Department Totals

Data Source: RMS

GENDER OF SWORN PERSONNEL BY RANK

RANK	Total in Rank	Female	Male
Chief of Police	1		1
Asst. Chief	1		1
Deputy Chief	4		4
Captain	10	1	9
Lieutenant	52	1	51
Sergeant	237	11	226
Officer/Police Artist	1019	116	903
Airport Officer	3	0	3
Recruit	30	2	28
Sworn Totals	1357	131	1226



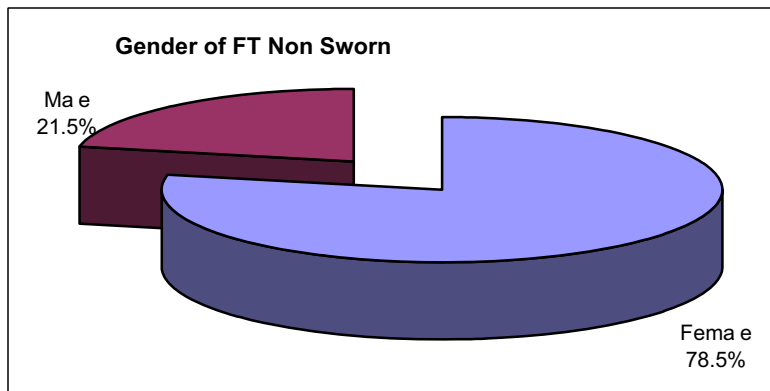

ETHNICITY OF NON SWORN EMPLOYEES*

Description	Full-Time Non Sworn Employees		Part-Time Non Sworn Employees		Total Non Sworn Employees	
	Number	% of FT	Number	% of PT	Number	% of TOTAL
American Indian/Alaskan Native	2	0.6%	0	0.0%	2	0.5%
Asian/Pacific Islander	31	8.8%	1	6.3%	32	8.7%
African American	24	6.8%	0	0.0%	24	6.5%
Filipino	20	5.7%	0	0.0%	20	5.4%
Hispanic	88	24.9%	4	25.0%	92	24.9%
White	184	52.1%	11	68.8%	195	52.8%
Unknown/Decline to state	4	1.1%	0	0.0%	4	1.1%
Total	353	100.0%	16	100.0%	369	100.0%

GENDER OF NON SWORN EMPLOYEES*

Description	Full-Time Non Sworn Employees		Part-Time Non Sworn Employees		Total Non Sworn Employees	
	Number	% of FT	Number	% of PT	Number	% of TOTAL
Female	277	78.5%	16	100.0%	293	79.4%
Male	76	21.5%		0.0%	76	20.6%
Total	353	100.0%	16	100.0%	369	100.0%

*School Crossing Guards, Pool and Contract employees are not included.



SAN JOSE POLICE DEPARTMENT
RECAP REPORT - As of March 31, 2006

Data Source: RMS

Department Totals

BILINGUAL REPORT					
Language	SWORN EMPLOYEES		NON SWORN EMPLOYEES		TOTAL
	Certified	Self Declared	Certified	Self Declared	
American sign language		5		1	6
Arabic		2			2
Cambodian	2				2
Chinese (Cantonese)	3		3		6
Chinese (Mandarin)	2	1	2		5
Dutch		1			1
Farsi	1		2		3
French	1				1
Greek		1			1
Italian		2			2
Japanese	2	1		2	5
Korean	2		1		3
Polish		1			1
Portuguese		2			2
Russian		1			1
Samoan		1			1
Serbo-Croatian		1	1		2
Spanish	252	16	26	2	296
Tagalog	2		3		5
Vietnamese	24	3	1		28
TOTAL	291	38	39	5	373

Certified - Employee passed bilingual test

Self Declared - Employee has not been tested for bilingual skills